



District Report Card: 2017


State: Andhra Pradesh	District: Srikakulam
Class: 8	Subject: Language
Schools: 51	Students: 1296


Participation/Coverage


Students

<div>GENDER</div> <div></div>	Boys		Girls	
	Number	%	Number	%
	588	45.37	708	54.63

<div>AREA</div> <div></div>	Rural		Urban	
	Number	%	Number	%
	1087	83.87	209	16.13

<div>CATEGORY</div> <div></div>	SC		ST		OBC		GEN	
	Number	%	Number	%	Number	%	Number	%
	101	7.79	93	7.18	1015	78.32	87	6.71

<div>CWSN</div> <div></div>	LD	VI	HI	S&LD	ID	Oth
	2	2	1	2	2	18

<div>Management</div> <div></div>	Government		Government-aided	
	Number	%	Number	%
	1269	97.92	27	2.08

Average Performance of Students in Language (%)

Overall	Gender		Area		Management		Social Group			
	Male	Female	Rural	Urban	Govt.	Aided	SC	ST	OBC	GEN
63.18	61.72	64.39	63.81	59.90	62.96	73.58	61.19	62.65	63.95	57.09

Performance on Learning Outcomes (LOs)

Learning Outcomes	Description	Average Performance(%)
L813	Read textual/non-textual materials with comprehension and identifies the details, characters, main idea and sequence of ideas and events while reading	63.18

Range of Performance of Students who Answered Correctly							
Below 30%		30% - 50%		50% - 75%		Above 75%	
Number	%	Number	%	Number	%	Number	%
93	7.18	212	16.36	637	49.15	354	27.31

Lowest Performing Learning Outcomes (LOs)

1 - Read textual/non-textual materials with comprehension and identifies the details, characters, main idea and sequence of ideas and events while reading (63.18)